



**WILLIAMS & DAVIS BOILERS**

*Established 1921*

# *Blowdown Separator*

*Boiler Blowdown Systems*



**SIZES 15HP THROUGH 1500HP  
OPTIONAL MANUAL OR AUTOMATIC AFTERCOOLER  
PRESSURES OF UP TO 300 PSIG**

E100101-BDS-0

## Williams & Davis Blowdown Separators.

- Stainless steel striking plate insures extended separator life.

### Product Offering

Boilers that provide steam for power, process or heating applications require periodic blowdowns to prevent buildup of harmful solids. Blowdown protects boiler surfaces from severe scaling or corrosion problems that would otherwise result. Williams & Davis blowdown separators use a safe, economical flash purification process for enhancing blowdown effectiveness.

Steam is rapidly separated from blowdown water and vented out the top of the blowdown separator in a spinning action. Water and dissolved solids are flushed out the bottom opening. Internal pressures do not exceed 5 psig. Blowdown water is cooled to 120 °F by a drain tempering device, designed to meet state and local codes. Williams & Davis blowdown separators are compact, and can be quickly installed with few connections.

### Accessories include:

Adjustable leg or wall brackets, check valve, strainer, temperature regulating valve, thermometer, pressure gauge and flanges. The separator includes a structural steel support stand for mounting to foundation. Options available are aftercooler, manual cooling valve assembly, and automatic cooling valve assembly.

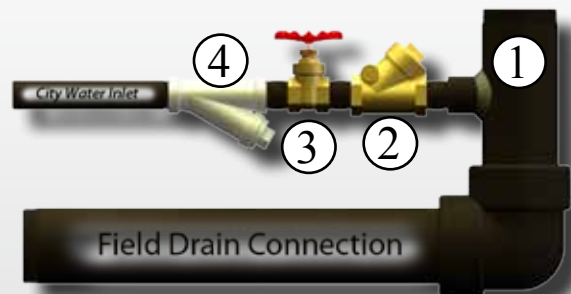


- Proven Performance.
- Demonstrated Durability.
- Universal Adaptability.

## Manual Aftercooler Trim

1. Pipe to 1" Coupling
2. Valve, Swing Check, 1"
3. Valve, Gate, 1"
4. Fitting, Lateral (Y Fitting), 1"


## *Manual Aftercooler*



## Automatic Aftercooler Trim

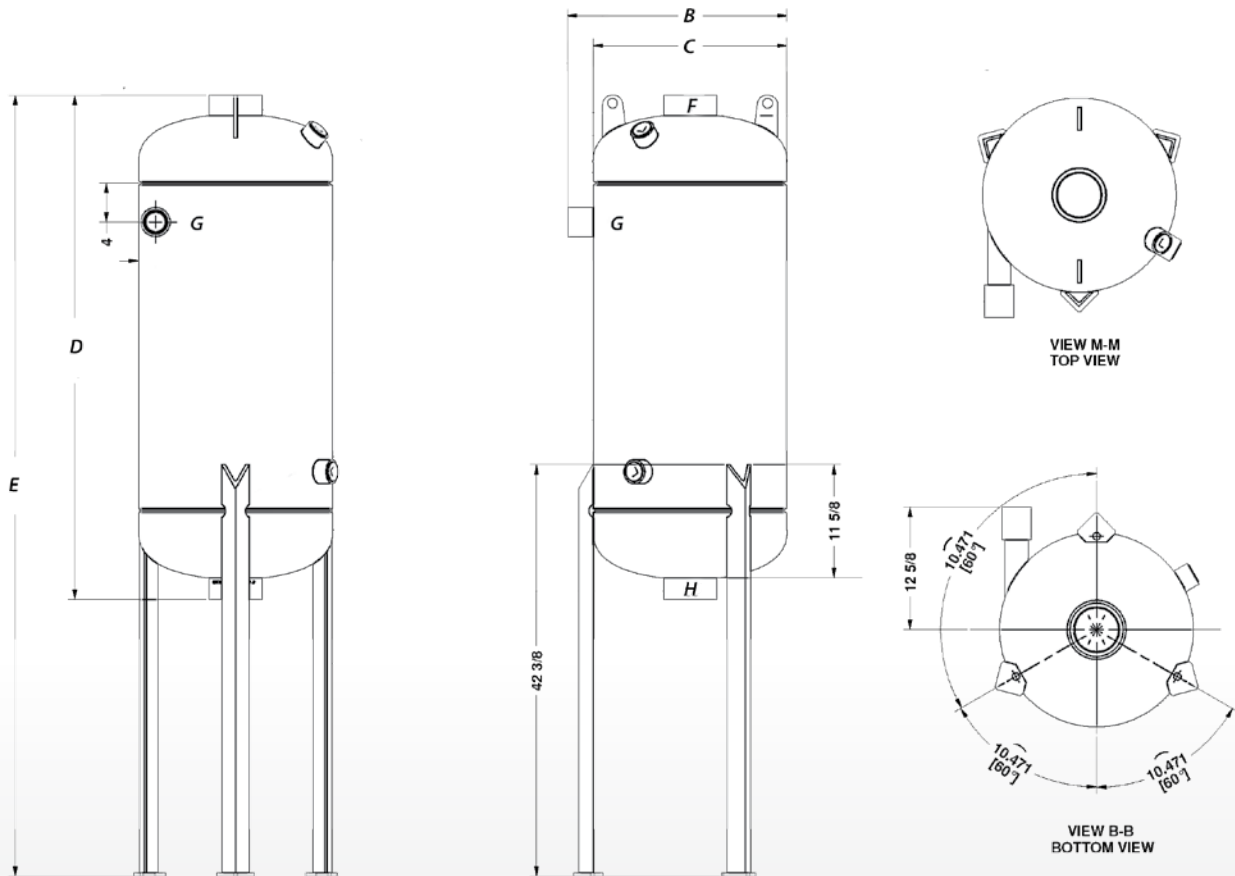
1. Pipe to 1" Coupling
2. Valve, Swing Check, 1"
3. Valve, Temperature Control, 1"
4. Fitting, Lateral (Y Fitting), 1"

## *Automatic Aftercooler*





# Specifications



HP		1-15	16-100	101-800
DIAMETER - OUTER	A	10-3/4"	14"	20"
LENGTH - OVERALL	B	11-3/4"	15"	21"
LENGTH - BLOWDOWN	C	10-3/4"	14"	20"
HEIGHT	D	20"	36"	48"
HEIGHT - OVERALL	E	53"	69"	81"
VENT - CONNECTION		2-1/2"	3"	6"
INLET - CONNECTION		1"	1-1/2"	2"
BOTTOM - CONNECTION		2"	3"	4"

**Blow-down Systems are specifically designed for compatibility with Williams & Davis' Boilers.**

Specifications subject to change without notice.

Please contact your local Williams & Davis Representative for more details.



Your Authorized Williams & Davis Representative



P.O. Box 539  
2044 S. I-45  
Hutchins, Texas 75141

(800) 8-BOILER  
(800) 826-4531

(972) 225-2356  
(972) 225-5739 FAX

[www.wdboiler.com](http://www.wdboiler.com)  
[info@wdboiler.com](mailto:info@wdboiler.com)